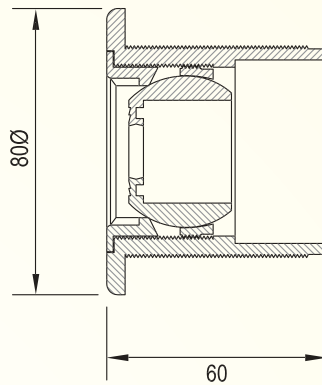


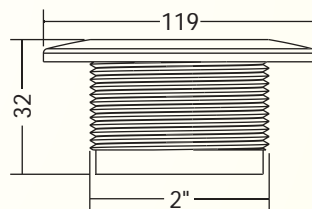
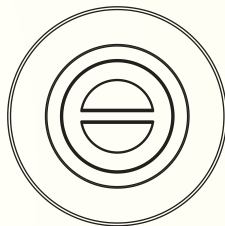
Eye Ball inlet



Eyeball inlet is designed to be used as a return to pool fitting where inlets have to be provided on pool walls. Direction and bore size is adjustable.

- MOC - ABS
Color - Black / Off White

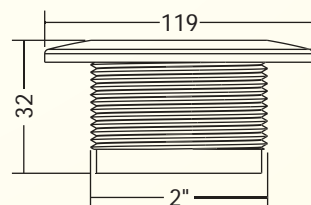
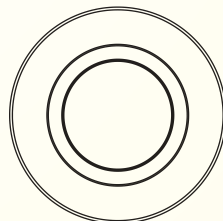
Vacuum Point



The Vacuum Point is designed to be used as a suction point within the water body pool for attaching the cleaning hose at the time of vacuuming of the pool.

- MOC - ABS
Color - Black / Off White

Suction Point



The Suction Point is designed to be used for the pump suction within the water body pool where suction has to be taken from the pool wall.

- MOC - ABS
Color - Black / Off White